



# SUPPORT CLASS RESULTS

## AUSTRALIAN SUPERBIKE


### Race 2


Date: 26/02/17  
 Event: R12  
 Weather: Mostly sunny - Temp: 20.5C  
 Track: Dry - Temp: 25.0C

Started at: 11:57:11  
 Laps: 12  
 Starters: 38  
 Printed at: 13:22

### PROVISIONAL CLASSIFICATION

Pos	No	Gr	Name	Class	Machine	Laps	Race Time	Behind	Fastest Lap	On Lap	Top Speed
1	25	A	Daniel FALZON (SA) / Caterpillar / Mainline Dyno		Yamaha YZF-R1	11	17:18.906		1:33.666	8	282
2	47	A	Wayne MAXWELL (VIC) / Yamaha Racing Team		Yamaha YZF-R1	11	17:19.825	.919	1:33.262	6	293
3	24	A	Robbie BUGDEN (QLD) / Kawasaki BC Performance		Kawasaki ZX10R	11	17:25.517	6.611	1:33.882	4	303
4	1	A	Troy HERFOSS (QLD) / Crankt Protein Honda Racing		Honda CBR RR SP	11	17:25.682	6.776	1:34.012	3	290
5	21	A	Josh WATERS (VIC) / Team Suzuki Ecstar		Suzuki GSX-R	11	17:29.842	10.936	1:33.637	3	299
6	65	A	Cru HALLIDAY (NSW) / Ipone / Yamaha Motor Finance & Insurance		Yamaha YZF-R1	11	17:36.916	18.010	1:34.843	4	298
7	178	A	Michael BLAIR (NSW) / YRT / Yamaha / Central Coast Car Museum		Yamaha YZF-R1	11	17:38.858	19.952	1:35.162	5	291
8	12	A	Matt WALTERS (NSW)		Kawasaki ZX10R	11	17:40.389	21.483	1:35.236	5	293
9	86	A	Beau BEATON (NSW) / Racers Edge Performance / McMartin Racing		Ducati 1199	11	17:40.502	21.596	1:34.924	2	294
10	68	A	Mitchell LEVY (NSW) / ATR / Landbridge Transport		Yamaha YZF-R1	11	17:46.493	27.587	1:34.976	8	300
11	52	C	Corey TURNER (QLD) / HB Kustoms / YRD		Yamaha YZF-R1	11	17:49.172	30.266	1:35.817	7	301
12	83	A	Kyle BUCKLEY (QLD) / Kawasaki Bcperformance		Kawasaki ZX10R	11	17:50.142	31.236	1:36.442	10	302
13	56	A	Troy GUENTHER (QLD) / Saint Unbreakable / BMW		BMW S RR	11	17:50.370	31.464	1:36.030	6	296
14	41	A	Simon GALLOWAY (NSW) / Chris Watson M-cycles / Bodywise Smash Repairs		Yamaha YZF-R1	11	18:02.185	43.279	1:37.127	2	287
15	66	B	Aaiden COOTE (VIC) / Consent2Go / Motogo Motorcycles		Kawasaki ZX10R	11	18:02.398	43.492	1:36.819	2	298
16	22	A	Trent GIBSON (VIC)		Yamaha YZF-R1	11	18:03.889	44.983	1:36.937	11	290
17	34	A	William DAVIDSON (NSW) / YRD / Thomas Bros		Yamaha YZF-R1	11	18:09.897	50.991	1:37.318	6	288
18	3	A	David BARKER (VIC)		Kawasaki ZX10R	11	18:10.565	51.659	1:37.633	5	281
19	20	A	Alex PHILLIS (VIC) / Race Dynamics Aprilia / Be A Racer		Aprilia RSV4	11	18:12.293	53.387	1:36.010	2	293
20	54	A	Samuel LAMBERT (NT) / Cyclone Motorcycles		BMW S RR	11	18:12.653	53.747	1:35.844	2	294
21	78	B	Nathan SPITERI (VIC) / Livson / Konnect / Repsol / RST / LS2		Kawasaki ZX10R	11	18:16.490	57.584	1:37.360	3	288
22	31	B	Jack BAKER (QLD) / Crazy Dogs Kawasaki		Kawasaki ZX10R	11	18:20.265	1:01.359	1:38.445	6	280
23	88	B	Brendan SCHMIDT (VIC) / JLT Insurance / New Turf		Kawasaki ZX10R	11	18:22.246	1:03.340	1:38.564	6	290
24	48	A	Paul DUTTON (NSW) / Ultra Spray		Yamaha YZF-R1	11	18:27.180	1:08.274	1:39.152	5	287

  
 Chief Time Keeper - Scott Laing

  
 Clerk of Course - Tom Williams

Computime Race Timing Systems Pty Ltd © 1996  
 Licensed to Computime Race Timing Systems

**COMPUTIME RACE TIMING SYSTEMS PTY LTD**  
[www.computime.com.au](http://www.computime.com.au)

9 Timber Lane, Glen Waverley Vic 3150. Ph: 0418 17 13 17

E-mail: [scott@computime.com.au](mailto:scott@computime.com.au)





# SUPPORT CLASS RESULTS

## AUSTRALIAN SUPERBIKE

### Race 2

Date: 26/02/17  
 Event: R12  
 Weather: Mostly sunny - Temp: 20.5C  
 Track: Dry - Temp: 25.0C

Started at: 11:57:11  
 Laps: 12  
 Starters: 38  
 Printed at: 13:22

### PROVISIONAL CLASSIFICATION

Pos	No	Gr	Name	Class	Machine	Laps	Race Time	Behind	Fastest Lap	On Lap	Top Speed
25	69	B	Heath GRIFFIN (NSW) / Russell Symes & Company		Ducati Panigale R	11	18:40.335	1:21.429	1:40.376	8	282
26	19	B	Ashley FLEMING (WA) / Flashpoint Motosport		Aprilia RSV4	11	18:41.578	1:22.672	1:39.435	4	281
27	30	C	Gary SMITH (SA) / Peter Stevens Adelaide		Yamaha YZF R1	11	18:43.368	1:24.462	1:40.655	2	278
28	104	C	Max JAMES-BEATSONBELL (WA) / JW Motoparts		Yamaha YZF-R1	11	18:49.700	1:30.794	1:40.951	8	273
29	82	B	Jake DREW (VIC) / Brighton Bikes & Bits / Willmax Graphics / YRD		Yamaha YZF-R1	11	19:00.948	1:42.042	1:41.843	8	273
30	33	B	Hamish McMURRAY (NSW) / Six ways from Sunday		Kawasaki ZX10R	10	17:33.685	1 Lap	1:43.675	2	251
31	686	C	Tracey DAVIES (VIC) / Villa Verde / Anchor Belle		Ducati Panigale	10	18:14.537	1 Lap	1:46.572	10	249
DNF	18	B	Ashley MANUEL (SA) / Pendragon Racing / Mototune		Kawasaki ZX10R	10	16:41.036	1 Lap	1:38.529	6	283
DNF	50	A	Callum SPRIGGS (QLD) / Desmosport Ducati		Ducati 1299	8	13:02.667	3 Laps	1:35.825	7	287
DNF	77	A	Adam SENIOR (WA) / Silkolene / Consent2Go		Yamaha YZF-R1	6	10:09.165	5 Laps	1:39.618	4	275
DNF	67	A	Bryan STARING (WA) / Crankt Protein Honda Racing		Honda CBR RR SP	3	4:47.992	8 Laps	1:33.847	2	292
DNF	131	C	John QUINN (VIC) / PI Off Track Accomm. / Flashpoint M-sport		Suzuki GSX-R	3	5:26.366	8 Laps	1:45.839	2	267
DNF	14	A	Glenn ALLERTON (VIC) / Yamaha Racing Team		Yamaha YZF-R1	0		11 Laps			215
DNF	37	A	Chas HERN (VIC) / MV Agusta Australia / Murray Valley Training Co		MV Agusta F4 RC	0		11 Laps			210


Fastest Lap was 1:33.262 by Wayne MAXWELL (VIC)

Current race lap record for SBK class - 1:32.316 by Wayne MAXWELL (VIC) on a Honda CBR RR set on 17/10/09

\*\*\* RED FLAG AS ALL RIDERS WERE ON THEIR LAST LAP DUE TO A CRASH AT TURN 10 INVOLVING NO. 18 (ASHLEY MANUEL). RESULTS BACK TO LAP 11 \*\*\*

The results are provisional until the end of the time limit for protests and appeals.

  
 Chief Time Keeper - Scott Laing

  
 Clerk of Course - Tom Williams



Computime Race Timing Systems Pty Ltd © 1996  
 Licensed to Computime Race Timing Systems

**COMPUTIME RACE TIMING SYSTEMS PTY LTD**  
[www.computime.com.au](http://www.computime.com.au)

9 Timber Lane, Glen Waverley Vic 3150. Ph: 0418 17 13 17

E-mail: [scott@computime.com.au](mailto:scott@computime.com.au)





# SUPPORT CLASS RESULTS

## AUSTRALIAN SUPERBIKE

### Race 2

Date: 26/02/17  
 Event: R12  
 Weather: Mostly sunny - Temp: 20.5C  
 Track: Dry - Temp: 25.0C

Started at: 11:57:11  
 Laps: 12  
 Starters: 38  
 Printed at: 13:22

### PROVISIONAL LAP TIMES

No	Name	Lap 1	Lap 2	Lap 3	Lap 4	Lap 5	Lap 6	Lap 7	Lap 8	Lap 9	Lap 10	Lap 11
1	Troy HERFOSS (QLD)	1:40.182	1:34.042	<b>1:34.012</b>	1:34.960	1:34.524	1:34.741	1:34.566	1:34.692	1:34.295	1:34.411	1:35.257
3	David BARKER (VIC)	1:47.981	1:39.121	1:37.820	1:38.010	<b>1:37.633</b>	1:37.741	1:37.792	1:38.495	1:38.623	1:38.673	1:38.676
12	Matt WALTERS (NSW)	1:42.253	1:35.669	1:35.351	1:35.506	<b>1:35.236</b>	1:35.503	1:36.020	1:36.069	1:36.087	1:36.253	1:36.442
18	Ashley MANUEL (SA)	1:49.731	1:39.043	1:39.974	1:38.642	1:39.000	<b>1:38.529</b>	1:38.567	1:38.710	1:39.346	1:39.494	
19	Ashley FLEMING (WA)	1:50.213	1:40.225	1:39.585	<b>1:39.435</b>	1:39.757	1:41.485	1:42.322	1:40.153	1:44.685	1:41.410	1:42.308
20	Alex PHILLIS (VIC)	1:44.577	<b>1:36.010</b>	1:54.245	1:38.277	1:36.785	1:37.822	1:36.807	1:37.357	1:36.871	1:36.742	1:36.800
21	Josh WATERS (VIC)	1:41.681	1:34.154	<b>1:33.637</b>	1:34.071	1:34.450	1:34.942	1:34.675	1:35.195	1:35.311	1:35.621	1:36.105
22	Trent GIBSON (VIC)	1:47.506	1:38.467	1:37.680	1:37.494	1:37.901	1:38.045	1:37.687	1:37.334	1:37.550	1:37.288	<b>1:36.937</b>
24	Robbie BUGDEN (QLD)	1:41.462	1:34.438	1:34.008	<b>1:33.882</b>	1:34.221	1:34.099	1:34.577	1:34.466	1:34.398	1:34.575	1:35.391
25	Daniel FALZON (SA)	1:39.807	1:33.857	1:33.805	1:33.716	1:34.108	1:33.823	1:33.960	<b>1:33.666</b>	1:33.945	1:34.074	1:34.145
30	Gary SMITH (SA)	1:50.671	<b>1:40.655</b>	1:41.281	1:42.113	1:41.592	1:40.852	1:41.020	1:40.938	1:40.963	1:41.307	1:41.976
31	Jack BAKER (QLD)	1:49.868	1:39.645	1:39.395	1:38.637	1:39.123	<b>1:38.445</b>	1:38.763	1:38.934	1:39.426	1:38.925	1:39.104
33	Hamish McMURRAY (NSW)	1:53.273	<b>1:43.675</b>	1:43.734	1:44.834	1:44.108	1:44.695	1:45.012	1:45.019	1:44.353	1:44.982	
34	William DAVIDSON (NSW)	1:47.407	1:39.083	1:37.740	1:38.278	1:37.424	<b>1:37.318</b>	1:37.428	1:37.611	1:38.886	1:39.492	1:39.230
41	Simon GALLOWAY (NSW)	1:45.081	<b>1:37.127</b>	1:37.424	1:37.658	1:37.293	1:37.251	1:38.191	1:37.377	1:38.158	1:38.442	1:38.183
47	Wayne MAXWELL (VIC)	1:41.331	1:33.695	1:33.574	1:33.834	1:33.563	<b>1:33.262</b>	1:33.872	1:34.165	1:33.937	1:34.569	1:34.023
48	Paul DUTTON (NSW)	1:48.937	1:40.094	1:39.844	1:40.156	<b>1:39.152</b>	1:39.366	1:39.749	1:39.373	1:39.779	1:40.159	1:40.571
50	Callum SPRIGGS (QLD)	1:48.242	1:37.297	1:36.066	1:35.923	1:36.323	1:36.549	<b>1:35.825</b>	1:36.442			
52	Corey TURNER (QLD)	1:44.768	1:36.565	1:36.794	1:36.708	1:36.610	1:36.456	<b>1:35.817</b>	1:36.011	1:36.555	1:36.278	1:36.610
54	Samuel LAMBERT (NT)	1:44.189	<b>1:35.844</b>	1:48.467	1:45.493	1:36.182	1:36.390	1:37.234	1:36.773	1:36.794	1:37.982	1:37.305
56	Troy GUENTHER (QLD)	1:45.440	1:37.163	1:37.417	1:36.515	1:36.469	<b>1:36.030</b>	1:36.046	1:36.073	1:36.285	1:36.412	1:36.520
65	Cru HALLIDAY (NSW)	1:42.889	1:34.919	1:34.893	<b>1:34.843</b>	1:35.731	1:34.856	1:34.898	1:36.119	1:35.306	1:35.858	1:36.604
66	Aaiden COOTE (VIC)	1:44.576	<b>1:36.819</b>	1:37.290	1:37.722	1:37.527	1:37.864	1:38.156	1:37.805	1:38.193	1:38.351	1:38.095
67	Bryan STARING (WA)	1:40.036	<b>1:33.847</b>	1:34.109								
68	Mitchell LEVY (NSW)	1:47.776	1:35.702	1:36.752	1:36.390	1:36.296	1:35.135	1:35.309	<b>1:34.976</b>	1:36.259	1:35.850	1:36.048
69	Heath GRIFFIN (NSW)	1:51.150	1:40.707	1:40.975	1:42.030	1:41.010	1:41.169	1:40.768	<b>1:40.376</b>	1:40.829	1:40.454	1:40.867
77	Adam SENIOR (WA)	1:49.734	1:39.802	1:39.756	<b>1:39.618</b>	1:39.928	1:40.327					
78	Nathan SPITERI (VIC)	1:49.223	1:38.704	<b>1:37.360</b>	1:38.208	1:37.703	1:38.091	1:38.817	1:39.014	1:39.749	1:39.932	1:39.689
82	Jake DREW (VIC)	1:53.224	1:43.508	1:42.923	1:43.053	1:42.322	1:42.498	1:42.397	<b>1:41.843</b>	1:42.453	1:42.588	1:44.139
83	Kyle BUCKLEY (QLD)	1:43.402	1:36.471	1:36.555	1:36.868	1:36.850	1:36.878	1:36.623	1:36.698	1:36.642	<b>1:36.442</b>	1:36.713
86	Beau BEATON (NSW)	1:40.951	<b>1:34.924</b>	1:35.075	1:35.852	1:36.378	1:35.812	1:36.542	1:36.494	1:36.304	1:35.994	1:36.176
88	Brendan SCHMIDT (VIC)	1:49.123	1:39.590	1:39.008	1:39.285	1:40.092	<b>1:38.564</b>	1:38.863	1:38.701	1:39.496	1:38.941	1:40.583
104	Max JAMES-BEATSONBELL (WA)	1:52.112	1:42.476	1:41.990	1:43.001	1:42.591	1:41.369	1:41.416	<b>1:40.951</b>	1:41.334	1:41.223	1:41.237
131	John QUINN (VIC)	1:54.680	<b>1:45.839</b>	1:45.847								
178	Michael BLAIR (NSW)	1:41.979	1:35.221	1:35.710	1:35.521	<b>1:35.162</b>	1:35.956	1:35.989	1:36.554	1:35.657	1:35.747	1:35.362
686	Tracey DAVIES (VIC)	1:59.167	1:49.024	1:49.190	1:51.954	1:47.484	1:48.683	1:46.761	1:48.415	1:47.287	<b>1:46.572</b>	

\*\*\* RED FLAG AS ALL RIDERS WERE ON THEIR LAST LAP DUE TO A CRASH AT TURN 10 INVOLVING NO. 18 (ASHLEY MANUEL). RESULTS BACK TO LAP 11 \*\*\*

The results are provisional until the end of the time limit for protests and appeals.

  
 Chief Time Keeper - Scott Laing

  
 Clerk of Course - Tom Williams



Computime Race Timing Systems Pty Ltd © 1996  
 Licensed to Computime Race Timing Systems  
**COMPUTIME RACE TIMING SYSTEMS PTY LTD**  
**www.computime.com.au**

9 Timber Lane, Glen Waverley Vic 3150. Ph: 0418 17 13 17

E-mail: scott@computime.com.au





# SUPPORT CLASS RESULTS

## AUSTRALIAN SUPERBIKE

### Race 2

Date: 26/02/17  
 Event: R12  
 Weather: Mostly sunny - Temp: 20.5C  
 Track: Dry - Temp: 25.0C

Started at: 11:57:11  
 Laps: 12  
 Starters: 38  
 Printed at: 13:23

### PROVISIONAL SPLIT TIMES

Lap	Split 1	Split 2	Split 3	Split 4	Lap Time	Spd	Lap	Split 1	Split 2	Split 3	Split 4	Lap Time	Spd
<b>1 Troy HERFOSS (QLD) (4th)</b>							12	22.987	27.994	18.263	27.808	1:37.052	289
1	28.338	27.664	17.890	26.290	1:40.182	216							
2	22.523	27.288	17.945	<b>26.286</b>	1:34.042	290							
3	22.484	27.263	<b>17.792</b>	26.473	<b>1:34.012</b>	290							
4	22.494	27.610	17.910	26.946	1:34.960	290							
5	22.625	<b>27.240</b>	18.120	26.539	1:34.524	287							
6	22.698	27.581	17.963	26.499	1:34.741	286							
7	<b>22.482</b>	27.420	18.014	26.650	1:34.566	290							
8	22.887	27.325	18.089	26.391	1:34.692	289							
9	22.588	27.318	17.975	26.414	1:34.295	287							
10	22.530	27.376	18.067	26.438	1:34.411	289							
11	22.766	27.572	18.367	26.552	1:35.257	286							
12	22.594	27.406	18.163	27.695	1:35.858	289							
							<b>18 Ashley MANUEL (SA) (DNF)</b>						
							1	32.062	30.161	19.720	27.788	1:49.731	227
							2	23.705	29.131	18.908	27.299	1:39.043	281
							3	23.485	28.712	<b>18.755</b>	29.022	1:39.974	283
							4	23.571	<b>28.550</b>	19.223	27.298	1:38.642	278
							5	23.614	28.773	19.109	27.504	1:39.000	277
							6	<b>23.421</b>	29.017	18.763	27.328	<b>1:38.529</b>	273
							7	23.819	28.743	18.764	27.241	1:38.567	265
							8	23.645	28.753	19.125	<b>27.187</b>	1:38.710	265
							9	23.735	29.137	18.973	27.501	1:39.346	281
							10	23.584	29.291	18.814	27.805	1:39.494	267
<b>3 David BARKER (VIC) (18th)</b>							<b>19 Ashley FLEMING (WA) (26th)</b>						
1	31.610	30.023	19.195	<b>27.153</b>	1:47.981	230	1	33.031	30.240	19.323	27.619	1:50.213	217
2	23.870	28.995	18.900	27.356	1:39.121	279	2	23.979	29.362	19.261	27.623	1:40.225	281
3	23.537	28.392	18.624	27.267	1:37.820	281	3	<b>23.871</b>	29.223	19.152	27.339	1:39.585	273
4	23.517	28.539	18.689	27.265	1:38.010	280	4	24.057	<b>28.949</b>	19.071	27.358	<b>1:39.435</b>	270
5	<b>23.514</b>	<b>28.215</b>	<b>18.399</b>	27.505	<b>1:37.633</b>	276	5	24.350	29.262	<b>18.843</b>	<b>27.302</b>	1:39.757	277
6	23.544	28.345	18.551	27.301	1:37.741	276	6	24.345	29.370	19.459	28.311	1:41.485	266
7	23.591	28.244	18.535	27.422	1:37.792	281	7	24.685	30.237	19.309	28.091	1:42.322	269
8	23.703	28.566	18.827	27.399	1:38.495	268	8	24.096	29.194	19.320	27.543	1:40.153	268
9	23.658	28.491	18.605	27.869	1:38.623	275	9	24.198	29.535	22.133	28.819	1:44.685	268
10	23.622	28.861	18.682	27.508	1:38.673	273	10	24.287	29.837	19.375	27.911	1:41.410	268
11	23.554	28.864	18.744	27.514	1:38.676	273	11	24.431	29.789	19.744	28.344	1:42.308	261
<b>12 Matt WALTERS (NSW) (8th)</b>							<b>20 Alex PHILLIS (VIC) (19th)</b>						
1	29.271	28.310	<b>18.137</b>	26.535	1:42.253	220	1	30.573	28.567	18.415	27.022	1:44.577	216
2	22.750	<b>27.790</b>	18.165	26.964	1:35.669	292	2	23.124	27.982	<b>18.170</b>	<b>26.734</b>	<b>1:36.010</b>	288
3	22.824	27.837	18.152	26.538	1:35.351	293	3	39.070	29.660	18.648	26.867	1:54.245	288
4	22.855	27.895	18.235	26.521	1:35.506	292	4	23.027	29.045	19.019	27.186	1:38.277	283
5	22.677	27.827	18.227	<b>26.505</b>	<b>1:35.236</b>	290	5	23.243	<b>27.950</b>	18.574	27.018	1:36.785	283
6	<b>22.594</b>	27.836	18.239	26.834	1:35.503	290	6	23.409	28.507	18.543	27.363	1:37.822	285
7	22.707	28.121	18.298	26.894	1:36.020	289	7	23.037	28.075	18.417	27.278	1:36.807	293
8	22.855	27.914	18.343	26.957	1:36.069	288	8	23.140	28.457	18.675	27.085	1:37.357	288
9	22.777	27.992	18.326	26.992	1:36.087	290	9	23.084	28.183	18.485	27.119	1:36.871	280
10	22.923	27.997	18.423	26.910	1:36.253	289	10	23.172	28.126	18.430	27.014	1:36.742	286
11	22.969	28.178	18.325	26.970	1:36.442	290	11	<b>23.020</b>	28.325	18.213	27.242	1:36.800	283

*Scott Laing*  
 Chief Time Keeper - Scott Laing


*Tom Williams*  
 Clerk of Course - Tom Williams



Computime Race Timing Systems Pty Ltd © 1996  
 Licensed to Computime Race Timing Systems  
**COMPUTIME RACE TIMING SYSTEMS PTY LTD**  
**www.computime.com.au**

9 Timber Lane, Glen Waverley Vic 3150. Ph: 0418 17 13 17

E-mail: scott@computime.com.au





# SUPPORT CLASS RESULTS

## AUSTRALIAN SUPERBIKE

### Race 2

Date: 26/02/17  
 Event: R12  
 Weather: Mostly sunny - Temp: 20.5C  
 Track: Dry - Temp: 25.0C

Started at: 11:57:11  
 Laps: 12  
 Starters: 38  
 Printed at: 13:23

### PROVISIONAL SPLIT TIMES

Lap	Split 1	Split 2	Split 3	Split 4	Lap Time	Spd	Lap	Split 1	Split 2	Split 3	Split 4	Lap Time	Spd
<b>21 Josh WATERS (VIC) (5th)</b>							<b>25 Daniel FALZON (SA) (1st)</b>						
1	28.821	27.972	17.928	26.960	1:41.681	216	1	28.068	27.535	17.960	26.244	1:39.807	212
2	22.569	27.475	<b>17.786</b>	26.324	1:34.154	299	2	22.478	27.374	<b>17.863</b>	<b>26.142</b>	1:33.857	282
3	<b>22.392</b>	<b>27.177</b>	17.855	<b>26.213</b>	<b>1:33.637</b>	298	3	22.330	27.369	17.901	26.205	1:33.805	280
4	22.454	27.377	17.949	26.291	1:34.071	292	4	22.324	27.283	17.928	26.181	1:33.716	281
5	22.604	27.501	18.005	26.340	1:34.450	293	5	22.385	27.411	18.018	26.294	1:34.108	279
6	22.857	27.517	18.042	26.526	1:34.942	283	6	22.317	27.289	17.885	26.332	1:33.823	281
7	22.639	27.316	18.090	26.630	1:34.675	293	7	22.356	27.216	17.963	26.425	1:33.960	281
8	22.903	27.594	18.172	26.526	1:35.195	293	8	22.403	<b>27.032</b>	17.932	26.299	<b>1:33.666</b>	282
9	22.794	27.590	18.292	26.635	1:35.311	288	9	22.347	27.200	17.978	26.420	1:33.945	280
10	22.871	27.634	18.403	26.713	1:35.621	288	10	<b>22.315</b>	27.357	18.018	26.384	1:34.074	279
11	22.900	27.913	18.532	26.760	1:36.105	286	11	22.423	27.328	17.990	26.404	1:34.145	280
12	23.036	27.788	18.556	30.984	1:40.364	286							
<b>22 Trent GIBSON (VIC) (16th)</b>							<b>30 Gary SMITH (SA) (27th)</b>						
1	31.488	29.629	19.441	<b>26.948</b>	1:47.506	225	1	32.842	30.290	19.829	27.710	1:50.671	214
2	23.680	28.650	18.999	27.138	1:38.467	290	2	<b>23.998</b>	29.630	<b>19.411</b>	<b>27.616</b>	<b>1:40.655</b>	260
3	23.410	28.445	18.801	27.024	1:37.680	283	3	24.042	29.944	19.502	27.793	1:41.281	278
4	23.336	28.378	18.716	27.064	1:37.494	283	4	24.316	29.793	19.739	28.265	1:42.113	254
5	23.454	28.430	18.826	27.191	1:37.901	283	5	24.836	29.454	19.519	27.783	1:41.592	252
6	23.499	28.535	18.795	27.216	1:38.045	278	6	24.401	29.239	19.494	27.718	1:40.852	256
7	23.312	28.450	18.853	27.072	1:37.687	281	7	24.716	<b>29.173</b>	19.449	27.682	1:41.020	259
8	23.298	28.238	18.695	27.103	1:37.334	284	8	24.448	29.298	19.454	27.738	1:40.938	247
9	<b>23.262</b>	28.512	18.709	27.067	1:37.550	277	9	24.267	29.439	19.525	27.732	1:40.963	257
10	23.304	<b>28.164</b>	18.632	27.188	1:37.288	281	10	24.469	29.431	19.540	27.867	1:41.307	262
11	23.286	28.177	<b>18.460</b>	27.014	<b>1:36.937</b>	279	11	24.438	29.825	19.522	28.191	1:41.976	270
<b>24 Robbie BUGDEN (QLD) (3rd)</b>							<b>31 Jack BAKER (QLD) (22th)</b>						
1	29.002	28.049	18.114	26.297	1:41.462	216	1	32.751	30.098	19.327	27.692	1:49.868	216
2	22.557	27.510	18.114	26.257	1:34.438	303	2	24.039	29.219	18.942	27.445	1:39.645	270
3	<b>22.432</b>	27.505	17.898	26.173	1:34.008	303	3	23.630	29.087	18.951	27.727	1:39.395	280
4	22.505	27.379	17.931	<b>26.067</b>	<b>1:33.882</b>	298	4	23.865	28.739	18.824	27.209	1:38.637	265
5	22.461	27.480	18.034	26.246	1:34.221	300	5	24.052	28.777	18.825	27.469	1:39.123	273
6	22.465	<b>27.369</b>	<b>17.873</b>	26.392	1:34.099	290	6	23.735	28.747	18.773	<b>27.190</b>	<b>1:38.445</b>	275
7	22.600	27.488	17.958	26.531	1:34.577	292	7	23.841	28.808	<b>18.703</b>	27.411	1:38.763	272
8	22.716	27.611	17.885	26.254	1:34.466	293	8	24.044	<b>28.719</b>	18.757	27.414	1:38.934	264
9	22.653	27.529	17.930	26.286	1:34.398	290	9	<b>23.607</b>	29.420	18.926	27.473	1:39.426	276
10	22.540	27.678	17.946	26.411	1:34.575	290	10	23.785	28.879	18.826	27.435	1:38.925	275
11	22.936	27.806	18.154	26.495	1:35.391	288	11	23.909	28.751	18.861	27.583	1:39.104	275

Chief Time Keeper - Scott Laing

Clerk of Course - Tom Williams



Computime Race Timing Systems Pty Ltd © 1996  
 Licensed to Computime Race Timing Systems  
**COMPUTIME RACE TIMING SYSTEMS PTY LTD**  
**www.computime.com.au**

9 Timber Lane, Glen Waverley Vic 3150. Ph: 0418 17 13 17

E-mail: scott@computime.com.au





# SUPPORT CLASS RESULTS

## AUSTRALIAN SUPERBIKE

### Race 2

Date: 26/02/17  
 Event: R12  
 Weather: Mostly sunny - Temp: 20.5C  
 Track: Dry - Temp: 25.0C

Started at: 11:57:11  
 Laps: 12  
 Starters: 38  
 Printed at: 13:23

### PROVISIONAL SPLIT TIMES

Lap	Split 1	Split 2	Split 3	Split 4	Lap Time	Spd	Lap	Split 1	Split 2	Split 3	Split 4	Lap Time	Spd
<b>33 Hamish McMURRAY (NSW) (30th)</b>							<b>47 Wayne MAXWELL (VIC) (2nd)</b>						
1	33.790	30.970	19.904	28.609	1:53.273	205	1	28.514	28.402	17.922	26.493	1:41.331	213
2	25.476	30.101	19.976	<b>28.122</b>	<b>1:43.675</b>	240	2	22.430	27.388	17.766	26.111	1:33.695	292
3	25.371	<b>29.948</b>	20.109	28.306	1:43.734	238	3	22.238	27.416	<b>17.636</b>	26.284	1:33.574	288
4	25.517	30.717	20.172	28.428	1:44.834	245	4	22.266	<b>27.263</b>	17.672	26.633	1:33.834	293
5	25.435	30.191	20.124	28.358	1:44.108	244	5	22.237	27.363	17.785	26.178	1:33.563	286
6	25.439	30.529	20.038	28.689	1:44.695	251	6	<b>22.235</b>	27.311	17.681	<b>26.035</b>	<b>1:33.262</b>	284
7	25.529	30.534	20.374	28.575	1:45.012	247	7	22.429	27.381	17.855	26.207	1:33.872	290
8	25.454	30.568	20.429	28.568	1:45.019	248	8	22.627	27.324	17.808	26.406	1:34.165	274
9	25.337	30.490	20.337	28.189	1:44.353	249	9	22.370	27.379	17.856	26.332	1:33.937	286
10	<b>25.292</b>	30.426	19.989	29.275	1:44.982	249	10	22.371	27.689	18.160	26.349	1:34.569	286
11	25.309	30.475	<b>19.878</b>	29.063	1:44.725	244	11	22.318	27.378	17.881	26.446	1:34.023	285
<b>34 William DAVIDSON (NSW) (17th)</b>							<b>48 Paul DUTTON (NSW) (24th)</b>						
1	31.137	29.819	19.267	27.184	1:47.407	227	1	31.375	30.060	19.977	27.525	1:48.937	235
2	23.904	29.370	18.724	27.085	1:39.083	279	2	23.760	29.199	19.396	27.739	1:40.094	286
3	23.361	28.383	18.831	27.165	1:37.740	286	3	23.771	29.215	<b>18.949</b>	27.909	1:39.844	272
4	23.659	28.418	19.007	27.194	1:38.278	283	4	24.123	29.441	19.253	<b>27.339</b>	1:40.156	271
5	23.470	28.134	18.792	27.028	1:37.424	278	5	<b>23.611</b>	29.088	19.015	27.438	<b>1:39.152</b>	287
6	23.381	28.122	<b>18.705</b>	27.110	<b>1:37.318</b>	278	6	23.803	29.057	19.126	27.380	1:39.366	280
7	<b>23.304</b>	<b>28.009</b>	18.893	27.222	1:37.428	288	7	23.753	29.035	19.015	27.946	1:39.749	284
8	23.527	28.246	18.824	<b>27.014</b>	1:37.611	278	8	23.793	<b>28.703</b>	19.157	27.720	1:39.373	272
9	23.799	28.468	18.883	27.736	1:38.886	281	9	23.882	29.230	19.150	27.517	1:39.779	276
10	23.695	28.720	19.298	27.779	1:39.492	278	10	23.833	29.257	19.271	27.798	1:40.159	277
11	23.688	28.954	19.135	27.453	1:39.230	273	11	24.004	29.042	19.111	28.414	1:40.571	272
<b>41 Simon GALLOWAY (NSW) (14th)</b>							<b>50 Callum SPRIGGS (QLD) (DNF)</b>						
1	30.892	28.844	<b>18.463</b>	26.882	1:45.081	230	1	31.861	30.032	19.419	26.930	1:48.242	236
2	23.381	28.400	18.536	<b>26.810</b>	<b>1:37.127</b>	284	2	23.318	28.525	18.562	26.892	1:37.297	281
3	23.362	28.583	18.484	26.995	1:37.424	287	3	22.874	28.013	18.342	26.837	1:36.066	287
4	<b>23.355</b>	28.516	18.565	27.222	1:37.658	283	4	22.928	27.985	<b>18.162</b>	26.848	1:35.923	284
5	23.559	28.289	18.531	26.914	1:37.293	282	5	23.197	<b>27.909</b>	18.326	26.891	1:36.323	279
6	23.487	28.273	18.578	26.913	1:37.251	276	6	23.397	28.194	18.219	<b>26.739</b>	1:36.549	281
7	23.580	28.484	18.778	27.349	1:38.191	279	7	<b>22.791</b>	27.916	18.219	26.899	<b>1:35.825</b>	286
8	23.606	<b>28.142</b>	18.565	27.064	1:37.377	281	8	23.002	27.987	18.234	27.219	1:36.442	284
9	23.451	28.689	18.658	27.360	1:38.158	281	<b>52 Corey TURNER (QLD) (11th)</b>						
10	23.516	28.622	18.969	27.335	1:38.442	281	1	30.734	28.547	18.672	26.815	1:44.768	234
11	23.648	28.427	18.777	27.331	1:38.183	276	2	23.327	28.140	18.428	26.670	1:36.565	301

Chief Time Keeper - Scott Laing

Clerk of Course - Tom Williams



Computime Race Timing Systems Pty Ltd © 1996  
 Licensed to Computime Race Timing Systems  
**COMPUTIME RACE TIMING SYSTEMS PTY LTD**  
**www.computime.com.au**

9 Timber Lane, Glen Waverley Vic 3150. Ph: 0418 17 13 17

E-mail: scott@computime.com.au





# SUPPORT CLASS RESULTS

## AUSTRALIAN SUPERBIKE

### Race 2

Date: 26/02/17  
 Event: R12  
 Weather: Mostly sunny - Temp: 20.5C  
 Track: Dry - Temp: 25.0C

Started at: 11:57:11  
 Laps: 12  
 Starters: 38  
 Printed at: 13:23

### PROVISIONAL SPLIT TIMES

Lap	Split 1	Split 2	Split 3	Split 4	Lap Time	Spd	Lap	Split 1	Split 2	Split 3	Split 4	Lap Time	Spd
3	23.173	28.186	18.709	26.726	1:36.794	298	3	22.586	27.559	17.996	26.752	1:34.893	298
4	23.260	27.993	18.703	26.752	1:36.708	293	4	22.638	27.571	<b>17.915</b>	26.719	<b>1:34.843</b>	291
5	23.276	27.989	18.613	26.732	1:36.610	293	5	<b>22.492</b>	27.844	18.433	26.962	1:35.731	294
6	23.235	27.951	18.553	26.717	1:36.456	291	6	22.541	<b>27.460</b>	18.107	26.748	1:34.856	290
7	23.197	<b>27.743</b>	<b>18.363</b>	<b>26.514</b>	<b>1:35.817</b>	294	7	22.631	27.503	18.061	26.703	1:34.898	289
8	<b>23.010</b>	27.807	18.456	26.738	1:36.011	301	8	22.613	27.641	18.770	27.095	1:36.119	290
9	23.169	27.814	18.828	26.744	1:36.555	293	9	22.742	27.619	18.065	26.880	1:35.306	287
10	23.166	27.780	18.608	26.724	1:36.278	293	10	22.786	28.008	18.126	26.938	1:35.858	287
11	23.260	27.925	18.621	26.804	1:36.610	292	11	22.956	27.891	18.248	27.509	1:36.604	286
							12	23.006	28.208	18.231	28.432	1:37.877	288
<b>54 Samuel LAMBERT (NT) (20th)</b>													
1	30.344	28.573	18.493	<b>26.779</b>	1:44.189	223	<b>66 Aiden COOTE (VIC) (15th)</b>						
2	<b>22.822</b>	<b>27.778</b>	<b>18.092</b>	27.152	<b>1:35.844</b>	290	1	30.175	28.448	18.817	27.136	1:44.576	231
3	22.933	28.144	18.315	39.075	1:48.467	294	2	<b>23.025</b>	28.375	<b>18.483</b>	<b>26.936</b>	<b>1:36.819</b>	298
4	31.381	28.052	18.525	27.535	1:45.493	289	3	23.361	<b>28.125</b>	18.778	27.026	1:37.290	298
5	22.829	27.852	18.329	27.172	1:36.182	284	4	23.316	28.304	18.792	27.310	1:37.722	289
6	22.891	28.057	18.396	27.046	1:36.390	293	5	23.502	28.197	18.784	27.044	1:37.527	285
7	23.160	28.195	18.683	27.196	1:37.234	291	6	23.213	28.678	18.822	27.151	1:37.864	290
8	23.063	27.932	18.417	27.361	1:36.773	287	7	23.434	28.538	18.825	27.359	1:38.156	287
9	23.083	28.110	18.479	27.122	1:36.794	281	8	23.520	28.440	18.891	26.954	1:37.805	285
10	23.546	28.678	18.486	27.272	1:37.982	290	9	23.590	28.522	18.825	27.256	1:38.193	286
11	23.044	28.553	18.418	27.290	1:37.305	283	10	23.532	28.487	19.088	27.244	1:38.351	286
							11	23.598	28.410	18.893	27.194	1:38.095	286
<b>56 Troy GUENTHER (QLD) (13th)</b>													
1	30.674	29.273	18.501	26.992	1:45.440	220	<b>67 Bryan STARING (WA) (DNF)</b>						
2	23.204	28.509	18.387	27.063	1:37.163	287	1	28.249	27.598	<b>17.877</b>	26.312	1:40.036	216
3	23.106	28.595	18.448	27.268	1:37.417	293	2	22.526	<b>27.274</b>	17.911	<b>26.136</b>	<b>1:33.847</b>	291
4	23.171	27.961	18.427	26.956	1:36.515	282	3	<b>22.496</b>	27.308	17.915	26.390	1:34.109	292
5	22.985	28.038	18.512	26.934	1:36.469	296	<b>68 Mitchell LEVY (NSW) (10th)</b>						
6	23.007	<b>27.923</b>	<b>18.309</b>	26.791	<b>1:36.030</b>	280	1	31.668	29.931	19.408	26.769	1:47.776	224
7	22.822	28.018	18.383	26.823	1:36.046	293	2	23.350	27.579	18.234	26.539	1:35.702	300
8	22.916	28.036	18.353	<b>26.768</b>	1:36.073	292	3	<b>22.697</b>	28.163	18.688	27.204	1:36.752	297
9	<b>22.800</b>	28.071	18.515	26.899	1:36.285	293	4	23.044	28.349	18.484	26.513	1:36.390	289
10	22.887	28.088	18.520	26.917	1:36.412	289	5	23.372	28.223	18.263	<b>26.438</b>	1:36.296	298
11	22.898	28.040	18.531	27.051	1:36.520	290	6	<b>22.697</b>	27.633	18.125	26.680	1:35.135	290
							7	22.796	27.587	18.245	26.681	1:35.309	295
<b>65 Cru HALLIDAY (NSW) (6th)</b>													
1	29.695	28.132	18.057	27.005	1:42.889	219	8	22.739	<b>27.531</b>	<b>18.034</b>	26.672	<b>1:34.976</b>	288
2	22.662	27.474	18.082	<b>26.701</b>	1:34.919	296	9	22.981	28.051	18.369	26.858	1:36.259	285

Chief Time Keeper - Scott Laing

Clerk of Course - Tom Williams



Computime Race Timing Systems Pty Ltd © 1996  
 Licensed to Computime Race Timing Systems  
**COMPUTIME RACE TIMING SYSTEMS PTY LTD**  
**www.computime.com.au**

9 Timber Lane, Glen Waverley Vic 3150. Ph: 0418 17 13 17

E-mail: scott@computime.com.au





# SUPPORT CLASS RESULTS

## AUSTRALIAN SUPERBIKE

### Race 2

Date: 26/02/17  
 Event: R12  
 Weather: Mostly sunny - Temp: 20.5C  
 Track: Dry - Temp: 25.0C

Started at: 11:57:11  
 Laps: 12  
 Starters: 38  
 Printed at: 13:23

### PROVISIONAL SPLIT TIMES

Lap	Split 1	Split 2	Split 3	Split 4	Lap Time	Spd	Lap	Split 1	Split 2	Split 3	Split 4	Lap Time	Spd
10	22.931	27.770	18.249	26.900	1:35.850	286	1	33.456	30.999	19.995	28.774	1:53.224	224
11	23.011	27.768	18.346	26.923	1:36.048	283	2	24.903	30.161	19.762	28.682	1:43.508	273
12	22.952	27.793	18.453	32.401	1:41.599	284	3	24.750	29.899	19.575	28.699	1:42.923	269
							4	24.719	30.081	19.504	28.749	1:43.053	270
<b>69 Heath GRIFFIN (NSW) (25th)</b>							5	24.622	29.868	<b>19.414</b>	28.418	1:42.322	269
1	33.083	30.545	19.681	27.841	1:51.150	215	6	24.605	29.878	19.467	28.548	1:42.498	268
2	24.234	29.459	19.321	<b>27.693</b>	1:40.707	282	7	24.439	29.667	19.744	28.547	1:42.397	269
3	<b>24.151</b>	29.730	19.327	27.767	1:40.975	282	8	<b>24.416</b>	<b>29.609</b>	19.429	<b>28.389</b>	<b>1:41.843</b>	266
4	24.770	29.677	19.745	27.838	1:42.030	265	9	24.539	29.816	19.513	28.585	1:42.453	263
5	24.337	29.323	19.205	28.145	1:41.010	273	10	24.623	29.695	19.766	28.504	1:42.588	265
6	24.589	29.269	19.429	27.882	1:41.169	268	11	24.571	29.852	19.595	30.121	1:44.139	263
7	24.484	29.102	19.210	27.972	1:40.768	270							
8	24.375	29.093	19.189	27.719	<b>1:40.376</b>	269	<b>83 Kyle BUCKLEY (QLD) (12th)</b>						
9	24.315	29.036	19.408	28.070	1:40.829	268	1	29.873	28.308	18.255	26.966	1:43.402	229
10	24.199	28.983	19.511	27.761	1:40.454	270	2	23.050	27.959	<b>18.214</b>	27.248	1:36.471	302
11	24.603	<b>28.715</b>	<b>19.095</b>	28.454	1:40.867	262	3	<b>22.970</b>	28.127	18.323	27.135	1:36.555	298
							4	23.121	28.142	18.518	27.087	1:36.868	295
<b>77 Adam SENIOR (WA) (DNF)</b>							5	23.224	27.989	18.423	27.214	1:36.850	293
1	32.382	30.028	19.371	27.953	1:49.734	225	6	23.041	27.990	18.719	27.128	1:36.878	291
2	24.017	29.104	19.125	27.556	1:39.802	270	7	23.191	27.990	18.435	27.007	1:36.623	293
3	24.221	29.000	19.033	<b>27.502</b>	1:39.756	261	8	23.262	28.101	18.434	<b>26.901</b>	1:36.698	297
4	<b>23.969</b>	<b>28.942</b>	<b>18.983</b>	27.724	<b>1:39.618</b>	269	9	23.031	<b>27.868</b>	18.689	27.054	1:36.642	296
5	24.046	29.149	19.051	27.682	1:39.928	275	10	22.994	27.980	18.504	26.964	<b>1:36.442</b>	294
6	24.181	29.262	18.988	27.896	1:40.327	272	11	23.093	27.973	18.648	26.999	1:36.713	295
<b>78 Nathan SPITERI (VIC) (21th)</b>							<b>86 Beau BEATON (NSW) (9th)</b>						
1	32.557	30.137	19.223	27.306	1:49.223	225	1	28.711	27.864	<b>17.843</b>	<b>26.533</b>	1:40.951	223
2	23.726	29.102	18.778	27.098	1:38.704	288	2	<b>22.607</b>	27.801	17.967	26.549	<b>1:34.924</b>	293
3	23.481	<b>28.444</b>	<b>18.499</b>	<b>26.936</b>	<b>1:37.360</b>	281	3	22.745	<b>27.672</b>	18.024	26.634	1:35.075	292
4	23.455	28.575	18.893	27.285	1:38.208	283	4	22.856	27.907	18.290	26.799	1:35.852	293
5	23.439	28.567	18.695	27.002	1:37.703	278	5	22.914	28.087	18.346	27.031	1:36.378	289
6	<b>23.286</b>	28.842	18.817	27.146	1:38.091	276	6	22.821	27.731	18.272	26.988	1:35.812	285
7	23.532	28.881	18.900	27.504	1:38.817	279	7	23.057	28.051	18.396	27.038	1:36.542	287
8	23.817	28.704	18.892	27.601	1:39.014	272	8	23.161	27.806	18.247	27.280	1:36.494	286
9	23.800	29.438	19.045	27.466	1:39.749	274	9	22.937	28.048	18.343	26.976	1:36.304	285
10	23.873	29.683	18.892	27.484	1:39.932	271	10	22.995	27.807	18.276	26.916	1:35.994	289
11	23.717	29.279	19.010	27.683	1:39.689	273	11	22.953	28.030	18.298	26.895	1:36.176	291
							12	23.057	28.101	18.419	34.484	1:44.061	294
<b>82 Jake DREW (VIC) (29th)</b>													

Chief Time Keeper - Scott Laing

Clerk of Course - Tom Williams



Computime Race Timing Systems Pty Ltd © 1996  
 Licensed to Computime Race Timing Systems

**COMPUTIME RACE TIMING SYSTEMS PTY LTD**  
**www.computime.com.au**

9 Timber Lane, Glen Waverley Vic 3150. Ph: 0418 17 13 17

E-mail: scott@computime.com.au







# SUPPORT CLASS RESULTS

## AUSTRALIAN SUPERBIKE

### Race 2

Date: 26/02/17  
 Event: R12  
 Weather: Mostly sunny - Temp: 20.5C  
 Track: Dry - Temp: 25.0C

Started at: 11:57:11  
 Laps: 12  
 Starters: 38  
 Printed at: 13:23

### PROVISIONAL SPLIT TIMES

Lap	Split 1	Split 2	Split 3	Split 4	Lap Time	Spd	Lap	Split 1	Split 2	Split 3	Split 4	Lap Time	Spd
<b>88 Brendan SCHMIDT (VIC) (23th)</b>							3	25.606	<b>31.082</b>	20.698	<b>28.461</b>	1:45.847	259
1	32.137	29.901	19.526	27.559	1:49.123	225	<b>178 Michael BLAIR (NSW) (7th)</b>						
2	23.716	29.333	19.046	27.495	1:39.590	290	1	29.407	27.869	18.234	26.469	1:41.979	221
3	23.917	<b>28.741</b>	18.824	27.526	1:39.008	280	2	22.845	27.685	18.239	26.452	1:35.221	287
4	23.766	28.945	19.025	27.549	1:39.285	276	3	22.935	28.001	18.234	26.540	1:35.710	291
5	23.733	28.843	19.193	28.323	1:40.092	274	4	22.978	27.726	18.290	26.527	1:35.521	280
6	23.539	28.870	18.879	<b>27.276</b>	<b>1:38.564</b>	281	5	<b>22.781</b>	27.699	18.246	<b>26.436</b>	<b>1:35.162</b>	287
7	23.465	29.030	18.843	27.525	1:38.863	279	6	22.929	28.108	18.290	26.629	1:35.956	284
8	23.602	28.766	<b>18.766</b>	27.567	1:38.701	276	7	23.033	27.929	18.266	26.761	1:35.989	277
9	23.603	29.272	18.963	27.658	1:39.496	277	8	23.378	27.790	18.267	27.119	1:36.554	267
10	<b>23.457</b>	28.925	18.876	27.683	1:38.941	278	9	22.964	<b>27.674</b>	<b>18.179</b>	26.840	1:35.657	271
11	23.820	28.888	19.028	28.847	1:40.583	276	10	23.023	27.994	18.260	26.470	1:35.747	277
<b>104 Max JAMES-BEATSONBELL (WA) (28th)</b>							11	22.828	27.770	18.197	26.567	1:35.362	285
1	33.521	30.438	19.863	28.290	1:52.112	214	12	22.938	27.785	18.576	28.282	1:37.581	270
2	24.394	30.057	19.964	28.061	1:42.476	273	<b>686 Tracey DAVIES (VIC) (31th)</b>						
3	24.402	29.669	19.817	28.102	1:41.990	273	1	35.104	32.708	21.465	29.890	1:59.167	207
4	24.278	30.247	19.788	28.688	1:43.001	268	2	26.515	31.946	20.929	29.634	1:49.024	237
5	24.251	30.215	19.805	28.320	1:42.591	271	3	26.032	31.805	21.146	30.207	1:49.190	243
6	24.087	29.834	19.312	28.136	1:41.369	267	4	26.245	32.566	20.674	32.469	1:51.954	238
7	24.105	29.865	19.447	27.999	1:41.416	265	5	26.044	31.747	20.621	<b>29.072</b>	1:47.484	239
8	24.009	<b>29.614</b>	19.424	<b>27.904</b>	<b>1:40.951</b>	268	6	25.565	31.164	21.307	30.647	1:48.683	242
9	<b>23.833</b>	29.987	19.265	28.249	1:41.334	270	7	25.994	<b>30.784</b>	20.891	29.092	1:46.761	237
10	23.987	29.850	19.352	28.034	1:41.223	271	8	<b>25.312</b>	32.025	21.075	30.003	1:48.415	249
11	23.960	29.621	<b>19.204</b>	28.452	1:41.237	272	9	25.478	31.164	20.710	29.935	1:47.287	241
<b>131 John QUINN (VIC) (DNF)</b>							10	25.429	31.146	<b>20.407</b>	29.590	<b>1:46.572</b>	243
1	33.732	31.767	<b>20.471</b>	28.710	1:54.680	213							
2	<b>25.470</b>	31.166	20.620	28.583	<b>1:45.839</b>	267							

\*\*\* RED FLAG AS ALL RIDERS WERE ON THEIR LAST LAP DUE TO A CRASH AT TURN 10 INVOLVING NO. 18 (ASHLEY MANUEL). RESULTS BACK TO LAP 11 \*\*\*

The results are provisional until the end of the time limit for protests and appeals.

Chief Time Keeper - Scott Laing

Clerk of Course - Tom Williams



Computime Race Timing Systems Pty Ltd © 1996  
 Licensed to Computime Race Timing Systems  
**COMPUTIME RACE TIMING SYSTEMS PTY LTD**  
**www.computime.com.au**

9 Timber Lane, Glen Waverley Vic 3150. Ph: 0418 17 13 17

E-mail: scott@computime.com.au





# SUPPORT CLASS RESULTS

## AUSTRALIAN SUPERBIKE

### Race 2

Date: 26/02/17  
 Event: R12  
 Weather: Mostly sunny - Temp: 20.5C  
 Track: Dry - Temp: 25.0C

Started at: 11:57:11  
 Laps: 12  
 Starters: 38  
 Printed at: 13:23


### PROVISIONAL FASTEST LAPS SEQUENCE

Lap	Race Pos	No	Name	Machine	Fastest Lap	On Lap
1	1	25	Daniel FALZON (SA)	Yamaha YZF-R1	1:39.807	1
2	1	25	Daniel FALZON (SA)	Yamaha YZF-R1	1:33.857	2
2	2	67	Bryan STARING (WA)	Honda CBR RR SP	1:33.847	2
2	4	47	Wayne MAXWELL (VIC)	Yamaha YZF-R1	1:33.695	2
3	4	47	Wayne MAXWELL (VIC)	Yamaha YZF-R1	1:33.574	3
5	2	47	Wayne MAXWELL (VIC)	Yamaha YZF-R1	1:33.563	5
6	2	47	Wayne MAXWELL (VIC)	Yamaha YZF-R1	1:33.262	6

\*\*\* RED FLAG AS ALL RIDERS WERE ON THEIR LAST LAP DUE TO A CRASH AT TURN 10 INVOLVING NO. 18 (ASHLEY MANUEL). RESULTS BACK TO LAP 11 \*\*\*

The results are provisional until the end of the time limit for protests and appeals.

  
 Chief Time Keeper - Scott Laing

  
 Clerk of Course - Tom Williams



Computime Race Timing Systems Pty Ltd © 1996  
 Licensed to Computime Race Timing Systems  
**COMPUTIME RACE TIMING SYSTEMS PTY LTD**  
**www.computime.com.au**

9 Timber Lane, Glen Waverley Vic 3150. Ph: 0418 17 13 17

E-mail: scott@computime.com.au





# SUPPORT CLASS RESULTS

## AUSTRALIAN SUPERBIKE

### Race 2

Date: 26/02/17  
 Event: R12  
 Weather: Mostly sunny - Temp: 20.5C  
 Track: Dry - Temp: 25.0C

Started at: 11:57:11  
 Laps: 12  
 Starters: 38  
 Printed at: 13:23

### PROVISIONAL LAP SHEET

No	Lap Time	Gap	No	Lap Time	Gap	No	Lap Time	Gap	No	Lap Time	Gap	No	Lap Time	Gap
<b>Lap 1</b>			25	1:33.857		1	1:34.012	.767	24	1:33.882	2.605	12	1:35.236	8.722
25	1:39.807		67	1:33.847	.219	47	1:33.574	1.131	86	1:35.852	5.617	83	1:36.850	14.853
67	1:40.036	.229	1	1:34.042	.560	21	1:33.637	2.003	65	1:34.843	6.359	52	1:36.610	16.152
1	1:40.182	.375	47	1:33.695	1.362	24	1:34.008	2.439	178	1:35.521	7.246	68	1:36.296	17.623
86	1:40.951	1.144	21	1:34.154	2.171	86	1:35.075	3.481	12	1:35.506	7.594	56	1:36.469	17.711
47	1:41.331	1.524	86	1:34.924	2.211	65	1:34.893	5.232	83	1:36.868	12.111	50	1:36.323	18.558
24	1:41.462	1.655	24	1:34.438	2.236	178	1:35.710	5.441	52	1:36.708	13.650	66	1:37.527	18.641
21	1:41.681	1.874	178	1:35.221	3.536	12	1:35.351	5.804	66	1:37.722	15.222	41	1:37.293	19.290
178	1:41.979	2.172	65	1:34.919	4.144	83	1:36.555	8.959	56	1:36.515	15.350	22	1:37.901	23.755
12	1:42.253	2.446	12	1:35.669	4.258	52	1:36.794	10.658	68	1:36.390	15.435	34	1:37.424	24.639
65	1:42.889	3.082	83	1:36.471	6.209	66	1:37.290	11.216	41	1:37.658	16.105	3	1:37.633	25.272
83	1:43.402	3.595	54	1:35.844	6.369	41	1:37.424	12.163	50	1:35.923	16.343	78	1:37.703	25.905
54	1:44.189	4.382	20	1:36.010	6.923	56	1:37.417	12.551	22	1:37.494	19.962	18	1:39.000	31.097
66	1:44.576	4.769	52	1:36.565	7.669	68	1:36.752	12.761	34	1:38.278	21.323	31	1:39.123	31.375
20	1:44.577	4.770	66	1:36.819	7.731	50	1:36.066	14.136	3	1:38.010	21.747	88	1:40.092	31.805
52	1:44.768	4.961	41	1:37.127	8.544	22	1:37.680	16.184	78	1:38.208	22.310	48	1:39.152	32.890
41	1:45.081	5.274	56	1:37.163	8.939	34	1:37.740	16.761	88	1:39.285	25.821	77	1:39.928	33.545
56	1:45.440	5.633	68	1:35.702	9.814	3	1:37.820	17.453	18	1:38.642	26.205	19	1:39.757	33.922
34	1:47.407	7.600	50	1:37.297	11.875	78	1:37.360	17.818	31	1:38.637	26.360	20	1:36.785	34.601
22	1:47.506	7.699	22	1:38.467	12.309	88	1:39.008	20.252	77	1:39.618	27.725	54	1:36.182	34.882
68	1:47.776	7.969	34	1:39.083	12.826	54	1:48.467	21.031	48	1:40.156	27.846	69	1:41.010	40.579
3	1:47.981	8.174	3	1:39.121	13.438	18	1:39.974	21.279	19	1:39.435	28.273	30	1:41.592	41.019
50	1:48.242	8.435	78	1:38.704	14.263	48	1:39.844	21.406	20	1:38.277	31.924	104	1:42.591	46.877
48	1:48.937	9.130	88	1:39.590	15.049	31	1:39.395	21.439	54	1:45.493	32.808	82	1:42.322	49.737
88	1:49.123	9.316	18	1:39.043	15.110	77	1:39.756	21.823	30	1:42.113	33.535	33	1:44.108	54.331
78	1:49.223	9.416	48	1:40.094	15.367	19	1:39.585	22.554	69	1:42.030	33.677	686	1:47.484	1:21.526
18	1:49.731	9.924	31	1:39.645	15.849	30	1:41.281	25.138	104	1:43.001	38.394			
77	1:49.734	9.927	77	1:39.802	15.872	69	1:40.975	25.363	82	1:43.053	41.523	<b>Lap 6</b>		
31	1:49.868	10.061	19	1:40.225	16.774	20	1:54.245	27.363	33	1:44.834	44.331	25	1:33.823	
19	1:50.213	10.406	30	1:40.655	17.662	104	1:41.990	29.109	686	1:51.954	1:08.150	47	1:33.262	.143
30	1:50.671	10.864	69	1:40.707	18.193	82	1:42.923	32.186				24	1:34.099	2.994
69	1:51.150	11.343	104	1:42.476	20.924	33	1:43.734	33.213				1	1:34.741	3.345
104	1:52.112	12.305	82	1:43.508	23.068	131	1:45.847	38.897				21	1:34.942	3.819
82	1:53.224	13.417	33	1:43.675	23.284	686	1:49.190	49.912				65	1:34.856	9.015
33	1:53.273	13.466	131	1:45.839	26.855							86	1:35.812	9.876
131	1:54.680	14.873	686	1:49.024	34.527							12	1:35.503	10.402
686	1:59.167	19.360										178	1:35.956	10.433
												83	1:36.878	17.908
												52	1:36.456	18.785
												68	1:35.135	18.935

*Scott Laing*  
 Chief Time Keeper - Scott Laing

*Tom Williams*  
 Clerk of Course - Tom Williams



Computime Race Timing Systems Pty Ltd © 1996  
 Licensed to Computime Race Timing Systems  
**COMPUTIME RACE TIMING SYSTEMS PTY LTD**  
**www.computime.com.au**

9 Timber Lane, Glen Waverley Vic 3150. Ph: 0418 17 13 17

E-mail: scott@computime.com.au





# SUPPORT CLASS RESULTS

## AUSTRALIAN SUPERBIKE

### Race 2

Date: 26/02/17  
Event: R12  
Weather: Mostly sunny - Temp: 20.5C  
Track: Dry - Temp: 25.0C

Started at: 11:57:11  
Laps: 12  
Starters: 38  
Printed at: 13:23

### PROVISIONAL LAP SHEET

No	Lap Time	Gap	No	Lap Time	Gap	No	Lap Time	Gap	No	Lap Time	Gap	No	Lap Time	Gap
56	1:36.030	19.918	34	1:37.428	31.602	20	1:37.357	45.138	69	1:40.829	1:08.327	25	1:34.145	
50	1:36.549	21.284	22	1:37.687	31.704	18	1:38.710	45.454	30	1:40.963	1:09.398	47	1:34.023	.919
66	1:37.864	22.682	3	1:37.792	33.022	31	1:38.934	46.068	104	1:41.334	1:16.553	24	1:35.391	6.611
41	1:37.251	22.718	78	1:38.817	35.030	88	1:38.701	46.484	82	1:42.453	1:23.534	1	1:35.257	6.776
22	1:38.045	27.977	18	1:38.567	40.410	48	1:39.373	49.929				21	1:36.105	10.936
34	1:37.318	28.134	54	1:37.234	40.723	19	1:40.153	56.433	<b>Lap 10</b>			33	1:44.982	1 lap
3	1:37.741	29.190	31	1:38.763	40.800	69	1:40.376	1:01.443	25	1:34.074		65	1:36.604	18.010
78	1:38.091	30.173	20	1:36.807	41.447	30	1:40.938	1:02.380	47	1:34.569	1.041	178	1:35.362	19.952
18	1:38.529	35.803	88	1:38.863	41.449	104	1:40.951	1:09.164	33	1:44.353	1 lap	12	1:36.442	21.483
31	1:38.445	35.997	48	1:39.749	44.222	82	1:41.843	1:15.026	24	1:34.575	5.365	86	1:36.176	21.596
88	1:38.564	36.546	19	1:42.322	49.946	33	1:45.019	1:27.608	1	1:34.411	5.664	68	1:36.048	27.587
54	1:36.390	37.449	69	1:40.768	54.733				21	1:35.621	8.976	52	1:36.610	30.266
48	1:39.366	38.433	30	1:41.020	55.108	<b>Lap 9</b>			65	1:35.858	15.551	83	1:36.713	31.236
20	1:37.822	38.600	104	1:41.416	1:01.879	25	1:33.945		178	1:35.747	18.735	56	1:36.520	31.464
77	1:40.327	40.049	82	1:42.397	1:06.849	47	1:33.937	.546	12	1:36.253	19.186	41	1:38.183	43.279
19	1:41.485	41.584	33	1:45.012	1:16.255	24	1:34.398	4.864	86	1:35.994	19.565	66	1:38.095	43.492
69	1:41.169	47.925				1	1:34.295	5.327	68	1:35.850	25.684	22	1:36.937	44.983
30	1:40.852	48.048	<b>Lap 8</b>			21	1:35.311	7.429	52	1:36.278	27.801	34	1:39.230	50.991
104	1:41.369	54.423	25	1:33.666		65	1:35.306	13.767	83	1:36.442	28.668	3	1:38.676	51.659
82	1:42.498	58.412	47	1:34.165	.554	12	1:36.087	17.007	56	1:36.412	29.089	20	1:36.800	53.387
33	1:44.695	1:05.203	24	1:34.466	4.411	178	1:35.657	17.062	41	1:38.442	39.241	54	1:37.305	53.747
			1	1:34.692	4.977	86	1:36.304	17.645	66	1:38.351	39.542	686	1:46.572	1 lap
			21	1:35.195	6.063	68	1:36.259	23.908	22	1:37.288	42.191	78	1:39.689	57.584
			65	1:36.119	12.406	52	1:36.555	25.597	686	1:47.287	1 lap	31	1:39.104	1:01.359
			12	1:36.069	14.865	83	1:36.642	26.300	34	1:39.492	45.906	88	1:40.583	1:03.340
			86	1:36.494	15.286	56	1:36.285	26.751	3	1:38.673	47.128	48	1:40.571	1:08.274
			178	1:36.554	15.350	686	1:48.415	1 lap	54	1:37.982	50.587	69	1:40.867	1:21.429
			686	1:46.761	1 lap	41	1:38.158	34.873	20	1:36.742	50.732	19	1:42.308	1:22.672
			68	1:34.976	21.594	66	1:38.193	35.265	78	1:39.932	52.040	30	1:41.976	1:24.462
			52	1:36.011	22.987	22	1:37.550	38.977	18	1:39.494	56.275	104	1:41.237	1:30.794
			83	1:36.698	23.603	34	1:38.886	40.488	31	1:38.925	56.400	82	1:44.139	1:42.042
			56	1:36.073	24.411	3	1:38.623	42.529	88	1:38.941	56.902			
			50	1:36.442	25.925	78	1:39.749	46.182	48	1:40.159	1:01.848			
			41	1:37.377	30.660	54	1:36.794	46.679	19	1:41.410	1:14.509			
			66	1:37.805	31.017	20	1:36.871	48.064	69	1:40.454	1:14.707			
			22	1:37.334	35.372	18	1:39.346	50.855	30	1:41.307	1:16.631			
			34	1:37.611	35.547	31	1:39.426	51.549	104	1:41.223	1:23.702			
			3	1:38.495	37.851	88	1:39.496	52.035	82	1:42.588	1:32.048			
			78	1:39.014	40.378	48	1:39.779	55.763						
			54	1:36.773	43.830	19	1:44.685	1:07.173						
									<b>Lap 11</b>					

\*\*\* RED FLAG AS ALL RIDERS WERE ON THEIR LAST LAP DUE TO A CRASH AT TURN 10 INVOLVING NO. 18 (ASHLEY MANUEL). RESULTS BACK TO LAP 11 \*\*\*

The results are provisional until the end of the time limit for protests and appeals.

Chief Time Keeper - Scott Laing

Clerk of Course - Tom Williams



Computime Race Timing Systems Pty Ltd © 1996  
Licensed to Computime Race Timing Systems  
**COMPUTIME RACE TIMING SYSTEMS PTY LTD**  
**www.computime.com.au**

9 Timber Lane, Glen Waverley Vic 3150. Ph: 0418 17 13 17

E-mail: scott@computime.com.au





# SUPPORT CLASS RESULTS

## AUSTRALIAN SUPERBIKE

### Race 2

Date: 26/02/17  
 Event: R12  
 Weather: Mostly sunny - Temp: 20.5C  
 Track: Dry - Temp: 25.0C

Started at: 11:57:11  
 Laps: 12  
 Starters: 38  
 Printed at: 13:23

### PROVISIONAL LAP CHART

Grid	1	2	3	4	5	6	7	8	9	10	11
25	25	25	25	25	25	25	25	25	25	25	25
67	67	67	67	47	47	47	47	47	47	47	47
47	1	1	1	1	1	24	24	24	24	24	24
1	86	47	47	21	21	1	1	1	1	1	1
14	47	21	21	24	24	21	21	21	21	21	21
24	24	86	24	86	86	65	65	65	65	65	65
21	21	24	86	65	65	86	86	12	12	178	178
86	178	178	65	178	178	12	12	86	178	12	12
68	12	65	178	12	12	178	178	178	86	86	86
12	65	12	12	83	83	83	68	68	68	68	68
65	83	83	83	52	52	52	83	52	52	52	52
178	54	54	52	66	68	68	52	83	83	83	83
37	66	20	66	56	56	56	56	56	56	56	56
56	20	52	41	68	50	50	50	50	41	41	41
83	52	66	56	41	66	66	66	41	66	66	66
54	41	41	68	50	41	41	41	66	22	22	22
20	56	56	50	22	22	22	34	22	34	34	34
66	34	68	22	34	34	34	22	34	3	3	3
22	22	50	34	3	3	3	3	3	78	54	20
34	68	22	3	78	78	78	78	78	54	20	54
52	3	34	78	88	18	18	18	54	20	78	78
78	50	3	88	18	31	31	54	20	18	18	31
41	48	78	54	31	88	88	31	18	31	31	88
18	88	88	18	77	48	54	20	31	88	88	48
3	78	18	48	48	77	48	88	88	48	48	69
49	18	48	31	19	19	20	48	48	19	19	19
77	77	31	77	20	20	77	19	19	69	69	30
88	31	77	19	54	54	19	69	69	30	30	104
48	19	19	30	30	69	69	30	30	104	104	82
30	30	30	69	69	30	30	104	104	82	82	
31	69	69	20	104	104	104	82	82	33	33	
19	104	104	104	82	82	82	33	33	686	686	
104	82	82	82	33	33	33	686	686			
69	33	33	33	686	686	686					
82	131	131	131								
50	686	686	686								
686											
131											
33											

\*\*\* RED FLAG AS ALL RIDERS WERE ON THEIR LAST LAP DUE TO A CRASH AT TURN 10 INVOLVING NO. 18 (ASHLEY MANUAL). RESULTS BACK TO LAP 11 \*\*\*

*Scott Laing*  
 Chief Time Keeper - Scott Laing

*Tom Williams*  
 Clerk of Course - Tom Williams

Computime Race Timing Systems Pty Ltd © 1996  
 Licensed to Computime Race Timing Systems

**COMPUTIME RACE TIMING SYSTEMS PTY LTD**  
[www.computime.com.au](http://www.computime.com.au)

9 Timber Lane, Glen Waverley Vic 3150. Ph: 0418 17 13 17

E-mail: [scott@computime.com.au](mailto:scott@computime.com.au)





# SUPPORT CLASS RESULTS

## AUSTRALIAN SUPERBIKE

### Race 2

Date: 26/02/17  
Event: R12  
Weather: Mostly sunny - Temp: 20.5C  
Track: Dry - Temp: 25.0C

Started at: 11:57:11  
Laps: 12  
Starters: 38  
Printed at: 13:23

## PROVISIONAL LAP CHART

The results are provisional until the end of the time limit for protests and appeals.

Chief Time Keeper - Scott Laing

Clerk of Course - Tom Williams



Computime Race Timing Systems Pty Ltd © 1996  
Licensed to Computime Race Timing Systems

**COMPUTIME RACE TIMING SYSTEMS PTY LTD**  
**www.computime.com.au**

9 Timber Lane, Glen Waverley Vic 3150. Ph: 0418 17 13 17

E-mail: scott@computime.com.au

